


PRODUKTBESCHREIBUNG

- Beleuchtung in zwei Richtungen
- Biegsam ohne die Lichtlinie zu brechen
- Einfache Erstellung geometrischer Figuren
- Große Anzahl passenden Zubehörs

FINISH :

Nicht eloxiert (roh) Silber eloxiert 

*Andere Oberflächenfarben auf Anfrage



Füllen Sie die leeren Felder aus

Produkt Nr.

Die Art der
Bindung

Firma

Design

Daten

TECHNISCHE SPEZIFIKATION

Zweck des Produkts

- dekorative Beleuchtung.

Installation

- mit speziellem Zubehör aufgehängt.

Zusätzliche Informationen

- Lichtlinie möglich mit der LIGER-22-Abdeckung und einem LED-Streifen mit zumindest 120 LEDs pro Meter,
- das GIZA-DUO-LL Profil ist für zwei oder ein 10 mm breites LED-Band (für eine Seite des Profils) vorgesehen,
- die Verwendung von zwei Bändern ermöglicht eine gleichmäßige Beleuchtung der Abdeckung über ihre gesamte Breite (auf einer Seite des Profils),
- die Breite der LED-Klebefläche im Profil beträgt 22 mm,
- Abdeckung und Profil sind gleich lang,
- eine unterbrochene Lichtlinie kann mit der MP-22 Befestigungsblende erzielt werden,
- Leuchten können untereinander gehängt und mit Strom versorgt werden,
- kann mit ZM-MINI-180 Verbindungsstücken geschlossene Formen bilden,
- kleine Schlösser auf den Seiten des Profils.

Profilbiegen

Minimaler Radius der
gebogenen Leuchte

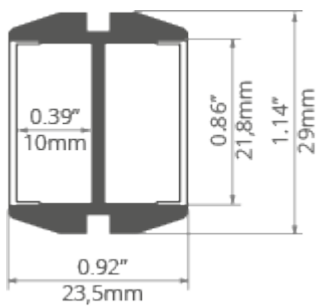
240 mm

Animation GIZA-DUO-LL

span {font-weight:600;}

VERFÜGBARE LÄNGEN


Ref	Oberflächenbeschaffenheit	verfügbare Längen
C2162ANODA_1	Silber eloxiert	1000 mm
C2162ANODA_2	Silber eloxiert	2000 mm
C2162ANODA_3	Silber eloxiert	3000 mm
C2162NA_1	Nicht eloxiert (roh)	1000 mm
C2162NA_2	Nicht eloxiert (roh)	2000 mm
C2162NA_3	Nicht eloxiert (roh)	3000 mm

TECHNISCHE ZEICHNUNG

VERWANDTE PRODUKTE

ABDECKUNGEN

SCHWARZE ABDECKUNGEN



LIGER-22
Abdeckung
schwarz
Ref: 17087

TRANSPARENTE ABDECKUNGEN




HS-22 Abdeckung
transparent
Ref: 17022

MILCHIGE ABDECKUNGEN




LIGER-22
Abdeckung
milchig
Ref: 17032V1



HS-22 Abdeckung
milchig
Ref: 17011



MATTIERTE ABDECKUNGEN



MUN-22
Abdeckung
mattiert
Ref: 17042

ENDKAPPEN

GRUNDKAPPEN



GIZA-DUO-LL
Endkappe grau
Ref: 24372

ZUBEHÖR

BEFESTIGUNGSELEMENTE



BZP-ZO Kopf
Ref: 42214



BZP-ZZ Kopf
Ref: 42215



BZP Kopf
Ref: 42213



FI-8-LIN-ZM
silbernes
Befestigung
Ref: 42285



FI-8-LIN-ZM
schwarzer
Befestigung
Ref: 42285L9005



FI-10-ZM-W
Befestigung
Ref: 42242



FI-10-ZM-P
Befestigung
Ref: 42244



PUSZ-PRET-ZM
schwarzer
Befestigung
Ref: 42276L9005



PUSZ-LIN-ZM
silbernes
Befestigung
Ref: 42275



PUSZ-PRET-ZM
silbernes
Befestigung
Ref: 42276



PUSZ-LIN-ZM
schwarzer
Befestigung
Ref: 42275L9005



FI-8-LIN-ZMZ
schwarzer
Befestigung
Ref: 42286L9005




FI-8-LIN-ZMZ
silbernes
Befestigung
Ref: 42286



DP
Leuchtaufnahme
Ref: 00644




DP-ZO
Leuchtaufnahme
Ref: 00649




UCHO-ZM
Befestigung
Ref: 42512

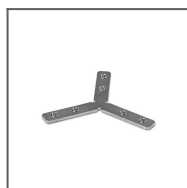
PROFILVERBINDER




ZM-180
Verbindungsstück
Ref: 42717



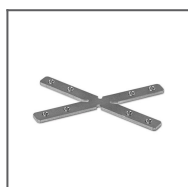
ZM-PION-45
Verbindungsstück
Ref: 42314




ZM-Y120-G
Verbindungsstück
Ref: 42336



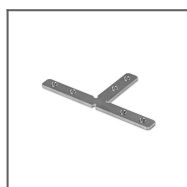
ZM-X90-G
Verbindungsstück
Ref: 42334



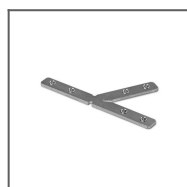
ZM-X60-G
Verbindungsstück
Ref: 42332




ZM-X45-G
Verbindungsstück
Ref: 42330




ZM-T90-G
Verbindungsstück
Ref: 42328



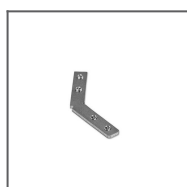
ZM-T60-G
Verbindungsstück
Ref: 42326




ZM-T45-G
Verbindungsstück
Ref: 42324




ZM-PION-120
Verbindungsstück
Ref: 42320



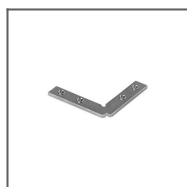
ZM-135-G
Verbindungsstück
Ref: 42310




ZM-PION-135
Verbindungsstück
Ref: 42719



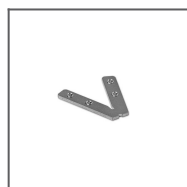
ZM-120-G
Verbindungsstück
Ref: 42308



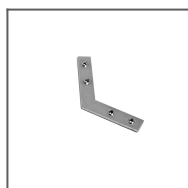
ZM-90-G
Verbindungsstück
Ref: 42306




ZM-60-G
Verbindungsstück
Ref: 42304




ZM-45-G
Verbindungsstück
Ref: 42338



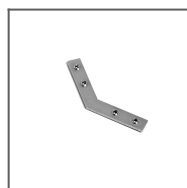
ZM-120
Verbindungsstück
Ref: 42728



ZM-90
Verbindungsstück
Ref: 42716



ZM-PION-90
Verbindungsstück
Ref: 42718



ZM-135
Verbindungsstück
Ref: 42720



ZM-MINI-180
Verbindungsstück
Ref: 44501

BEFESTIGUNGSSÄTZE



RD-1 schwarzer
Befestigung Set
Ref: 42658L9005



RG-1 schwarzer
Befestigung Set
Ref: 42647L9005




RG-1 silbernes
Befestigung Set
Ref: 42647NI



RD-1 silbernes
Befestigung Set
Ref: 42658NI



RD-1 weiß
Befestigung Set
Ref: 42658L9010



RD-1 silberner
Satin Befestigung
Set
Ref: 42658GSS



RD-2 silbernes
Befestigung Set
Ref: 42653NI



RD-3 silberner
Satin Befestigung
Set
Ref: 42659GSS



RD-4 silbernes
Befestigung Set
Ref: 42657NI



RD-2 weiß
Befestigung Set
Ref: 42653L9010



RD-2 silberner
Satin Befestigung
Set
Ref: 42653GSS



RD-3 schwarzer
Befestigung Set
Ref: 42659L9005



RD-3 weiß
Befestigung Set
Ref: 42659L9010



RD-4 schwarzer
Befestigung Set
Ref: 42657L9005



RG-1 silberner
Satin Befestigung
Set
Ref: 42647GSS

DICHTUNGSELEMENTE VON PROFILEN




Kabelverschraubung
6,4x3
Ref: 42264


SONSTIGES ZUBEHÖR



Befestigungsblende
MP-22 weiß
Ref: 17167L9010



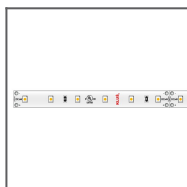
Befestigungsblende
MP-22 schwarz
Ref: 17167L9005



Befestigungsblende
MP-22 metallisiert
Ref: 17167

LED-BÄNDER

WEIß



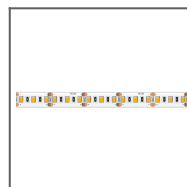
Taśma LED K-1210-24V
4.8W/m
Ref: K-1210-24V



LED-Band K-1220-12V 9.6W/m
Ref: K-1220-12V



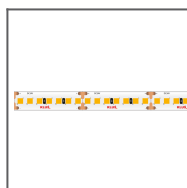
LED-Band K-1220-24V 9.6W/m
Ref: K-1220-24V



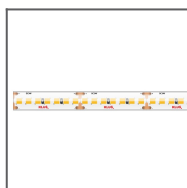
LED-Band K-1275-12V 14.4W/m
Ref: K-1275-12V




LED strip K-1820-HD-24V 18.2W/m
Ref: K-1820-HD-24V



LED-Band K-1910-HD-24V 9.1W/m
Ref: K-1910-HD-24V



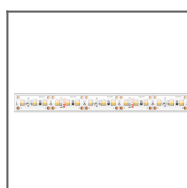
LED-Band LED WP-K-1640-HD-IP65-24V 16.4W/m
Ref: WP-K-1640-HD-IP65-24V



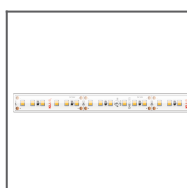
LED-Band WP-K-1210-12V
Ref: WP-K-1210-12V



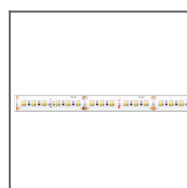
LED-Band WP-K-1210-24V
Ref: WP-K-1210-24V



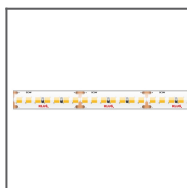
LED-Band WP-K-1220-12V
Ref: WP-K-1220-12V



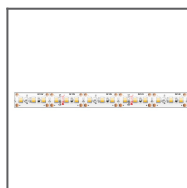
Taśma LED WP-K-1220-24V
Ref: WP-K-1220-24V



LED-Band WP-K-1275-24V
Ref: WP-K-1275-24V



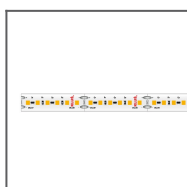
LED-Band WP-K-1910-HD-IP65-24V 9.1W/m
Ref: WP-K-1910-HD-IP65-24V




LED-Band WP-K-1220-IP65-12V 9.6W/m
Ref: WP-K-1220-IP65-12V



LED-Band WP-K-1220-IP65-24V 9.6 W/m
Ref: WP-K-1220-IP65-24V

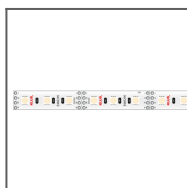


LED-Band K-LR-1000-24V 10W/m
Ref: K-LR-1000-24V



LED-Band WP-K-
CR-1210-24V
Ref: WP-K-
CR-1210-24V

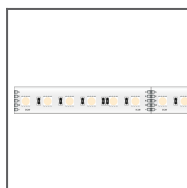
RGB / RGB-W



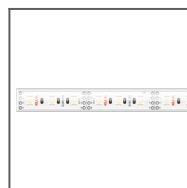
LED-Band K-1275-
RGB-12V 14.4W/m
Ref: K-1275-
RGB-12V



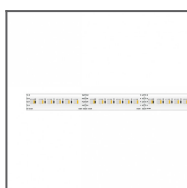
LED-Band K-1275-
RGB-24V 14.4W/m
Ref: K-1275-RGB-24V



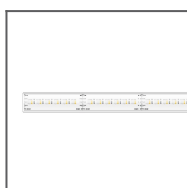
LED-Band K-1920-
RGB+W-24V
19.2W/m
Ref: K-1920-
RGB+W-24V



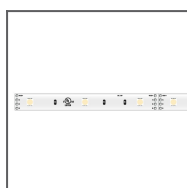
LED-Band WP-K-1275-
RGB-12V
Ref: WP-K-1275-
RGB-12V




LED-Band K-1530-
RGB+W-24V
15.3W/m
Ref: K-1530-
RGB+W-24V




LED-Band WP-K-1530-
RGB+W-24V 15.3W/m
Ref: WP-K-1530-
RGB+W-24V



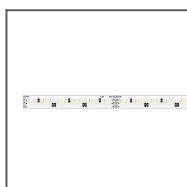
LED-Band K-1215-
RGB-12V 7.2W/m
Ref: K-1215-
RGB-12V



LED-Band K-1215-
RGB-24V 7.2W/m
Ref: K-1215-RGB-24V



LED-Band K-1225-
RGB-12V 11.5W/m
Ref: K-1225-
RGB-12V




LED-Band K-1225-
RGB-24V 11.5W/m
Ref: K-1225-RGB-24V




LED-Band WP-
K-1215-RGB-12V
7.2W/m
Ref: WP-K-1215-
RGB-12V



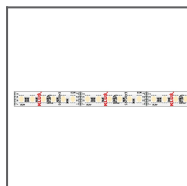
LED-Band WP-K-1215-
RGB-24V
Ref: WP-K-1215-
RGB-24V



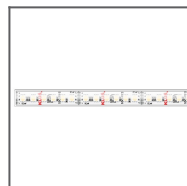
LED-Band WP-
K-1225-RGB-12V
Ref: WP-K-1225-
RGB-12V



LED-Band WP-K-1225-
RGB-24V
Ref: WP-K-1225-
RGB-24V




LED-Band
K-1920-120-RGB-24V
19.2W/m
Ref: K-1920-120-
RGB-24V

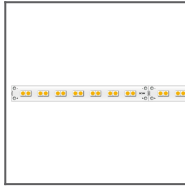


LED-Band WP-
K-1920-120-RGB-24V
Ref: WP-K-1920-120-
RGB-24V


FARBTEMPERATUREINSTELLUNG (EINSTELLUNG DER WARMEN FARBE)



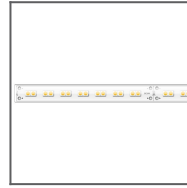
LED-Band
K-22/50-1728-24V
17.28W/m
Ref:
K-22/50-1728-24V



LED-Band
K-30/18-1770-24V
11.5W/m
Ref:
K-30/18-1770-24V



LED-Band WP-
K-22/50-1728-24V
17.28W/m
Ref: WP-
K-22/50-1728-24V



LED-Band WP-
K-30/18-1770-24V
Ref: WP-
K-3018-1770-24V

MARKETING-MATERIALIEN



Displayschaum
70494
Ref: 70494



Tafel
P230-90216M
Ref: 90216M